

CLAMPETTE PRODUCTS

Product Catalog



Patch Clamps

Clampette is a United States manufacturer of stainless steel pipe repair clamps. We take great pride in the manufacturing and distribution of high quality clamps and have been doing so since 1957.

Clampette repair clamps are used internationally by municipalities, state and federal entities, plumbing, hardware, industrial and water works distributors, oil field maintenance, irrigation, ship chandlers, apartment maintenance supply and anyone in need of a quality emergency repair.



THE #330 PATCH CLAMP:

Available for iron pipe size, copper tube size and actual outside diameter size.

- No loose parts.
- Can be installed with one hand.
- Rounded corners with sheared edges turned down, eliminating the danger of small cuts or nicks during installation.
- A long carriage bolt with an extra large shoulder that prevents the bolt from spinning during installation.
- A double chamfered oversized nut that allows easy hand tightening.
- We have the finest packaging in the industry utilizing die cut boxes that are quadruple thick, eliminating all possibility of damaging clamps both in shipping and in your inventory.



THE #331 FULL WRAP CLAMP:

- Available for nominal pipe sizes through 30". Larger sizes are available upon request.
- Nylon washers added to eliminate any damage to the clamp during installation.
- PTFE coated 304 stainless steel nut to prevent galling.



MALLEABLE COMPRESSION FITTINGS:

Clampette's line of high quality imported compression couplings can be found on pages 11 through 12 of this catalog. This includes straight couplings, male adapters, tees and elbows. Of course, Clampette carries all parts for each size in the line.

For brass and PVC compression couplings and tee's previously found in our catalog please see the latest Matco-Norca Inc. catalog.



Patch Clamps Material Specifications



330 Patch Clamp

AVAILABLE IN 3/8" - 24" DIAMETER

AVAILABLE IN 3", 6", 9" AND 12" WIDE.

BAND: Stainless Steel - Type #304.

LUGS: Malleable Iron - Electro Galvanized with Dichromate finish.

BOLTS: Carbon Steel - Electro Galvanized with Dichromate finish.

NUTS: Carbon Steel - Electro Galvanized with Dichromate finish.

WASHERS: SAE Flat Washer - Zinc II plated. Meets specifications of AS TM-F844.

GASKET: Gridded Nitrile Buna Rubber is especially resistant to aromatic hydrocarbons, gasoline, petroleum oils, mineral oils, vegetable oils and natural gas.

TEMPERATURE RATING: -20°F to +180°F.

PRESSURE RATING: 150 PSI .

ADVANTAGES

CLAMPS: Pre-formed at the factory. Drop in bolt eliminates loose parts and allows for easy "one hand" installation.

STAINLESS STEEL BAND: Double slit so that edges on both sides of clamp turn under. This eliminates sharp edges which would cut your hand.

LUGS: Cadmium plated malleable iron to protect against rust and corrosion.

BOLTS: Have an extra long square shank. Other bolts have a slightly rounded shank that allows the bolt to turn.

NUTS: Oversized, allowing easy "one-hand" installation.

PACKAGING: Packed in a quadruple thick, fold-up box that prevents damage.

SHIPPING: Clamps are shipped completely assembled.

MADE IN USA: For faster service, higher quality and the ability to react to special customer needs.

CROSS-REFERENCE CHART

Clampette Seal #330 Patch Clamp	Smith-Blair #245	JCM #110	Ford FSC	Romac SC	Power #3151
---	---------------------	-------------	-------------	-------------	----------------


Iron Pipe Size Patch Clamps

330 IPS Patch Clamp 3" Wide - 1 Bolt



MODEL NUMBER	PIPE SIZE	CARTON QUANTITIES		WEIGHT PER 100 PIECES
		INNER	MASTER	
330-023	3/8"	6	24	54
330-033	1/2"	6	24	56
330-043	3/4"	6	24	57
330-053	1"	6	24	60
330-063	1-1/4"	6	24	61
330-073	1-1/2"	6	24	63
330-083	2"	4	16	105
330-093	2-1/2"	4	16	108
330-103	3"	4	16	111
330-1053	3-1/2"	2	8	133
330-113	4"	2	8	139
330-123	5"	2	-	141
330-133	6"	2	-	142
330-1353	7"	2	-	144
330-143	8"	2	-	148
BELOW CLAMPS ARE 2-BAND CLAMPS				
330-153	10"	2	-	256
330-163	12"	2	-	268
330-173	14"	2	-	-
330-183	16"	2	-	-
330-193	18"	2	-	-
330-203	20"	2	-	-
330-243	24"	2	-	-

330 IPS Patch Clamp 6" Wide - 2 Bolt



330-026	3/8"	3	12	107
330-036	1/2"	3	12	112
330-046	3/4"	3	12	115
330-056	1"	3	12	118
330-066	1-1/4"	3	12	120
330-076	1-1/2"	3	12	130
330-086	2"	2	8	207
330-096	2-1/2"	2	8	214
330-106	3"	2	8	242
330-1056	3-1/2"	1	4	270
330-116	4"	1	4	274
330-126	5"	1	-	280
330-136	6"	1	-	285
330-1356	7"	1	-	292
330-146	8"	1	-	298
BELOW CLAMPS ARE 2-BAND CLAMPS				
330-156	10"	1	-	507
330-166	12"	1	-	563
330-176	14"	1	-	-
330-186	16"	1	-	-
330-196	18"	1	-	-
330-206	20"	1	-	-
330-246	24"	1	-	-



Iron Pipe Size Patch Clamps

330	IPS Patch Clamp	MODEL NUMBER	PIPE SIZE	CARTON QUANTITIES		WEIGHT PER 100 PIECES	
				INNER	MASTER		
						9" Wide - 3 Bolt	
		330-029	3/8"	4	-	165	
		330-039	1/2"	4	-	167	
		330-049	3/4"	4	-	173	
		330-059	1"	4	-	174	
		330-069	1-1/4"	4	-	190	
		330-079	1-1/2"	3	-	206	
		330-089	2"	3	-	333	
		330-099	2-1/2"	1	-	393	
		330-109	3"	1	-	396	
		330-1059	3-1/2"	1	-	401	
		330-119	4"	1	-	417	
		330-129	5"	1	-	423	
		330-139	6"	1	-	440	
		330-1359	7"	1	-	446	
		330-149	8"	1	-	481	
			BELOW CLAMPS ARE 2-BAND CLAMPS				
			330-159	10"	1	-	790
			330-169	12"	1	-	856
			330-179	14"	1	-	-
		330-189	16"	1	-	-	
		330-199	18"	1	-	-	
		330-209	20"	1	-	-	
						12" Wide - 4 Bolt	
		330-0212	3/8"	4	-	221	
		330-0312	1/2"	4	-	222	
		330-0412	3/4"	4	-	227	
		330-0512	1"	4	-	236	
		330-0612	1-1/4"	4	-	247	
		330-0712	1-1/2"	3	-	258	
		330-0812	2"	2	-	444	
		330-0912	2-1/2"	2	-	524	
		330-1012	3"	2	-	528	
		330-10512	3-1/2"	1	-	535	
		330-1112	4"	1	-	556	
		330-1212	5"	1	-	564	
		330-1312	6"	1	-	588	
		330-13512	7"	1	-	592	
		330-1412	8"	1	-	640	
			BELOW CLAMPS ARE 2-BAND CLAMPS				
			330-1512	10"	1	-	1058
			330-1612	12"	1	-	1101
			330-1712	14"	1	-	-
		330-1812	16"	1	-	-	
		330-1912	18"	1	-	-	
		330-2012	20"	1	-	-	
		330-2412	24"	1	-	-	

Copper Tube Size Patch Clamps

330	CTS Patch Clamp	MODEL NUMBER	PIPE SIZE	CARTON QUANTITIES		WEIGHT PER 100 PIECES
				INNER	MASTER	



330-033-CTS	1/2"	6	24	56
330-043-CTS	3/4"	6	24	57
330-053-CTS	1"	6	24	60
330-063-CTS	1-1/4"	6	24	61
330-073-CTS	1-1/2"	6	24	63
330-083-CTS	2"	4	16	105
330-093-CTS	2-1/2"	4	16	108
330-103-CTS	3"	4	16	111
330-1053-CTS	3-1/2"	2	8	133
330-113-CTS	4"	2	8	139
330-123-CTS	5"	2	-	141
330-133-CTS	6"	2	-	142

330	CTS Patch Clamp					6" Wide - 2 Bolt
-----	-----------------	--	--	--	--	------------------



330-036-CTS	1/2"	3	12	112
330-046-CTS	3/4"	3	12	115
330-056-CTS	1"	3	12	118
330-066-CTS	1-1/4"	3	12	120
330-076-CTS	1-1/2"	3	12	130
330-086-CTS	2"	2	8	207
330-096-CTS	2-1/2"	2	8	214
330-106-CTS	3"	2	8	242
330-1056-CTS	3-1/2"	1	4	270
330-116-CTS	4"	1	4	274
330-126-CTS	5"	2	-	280
330-136-CTS	6"	2	-	285

330	CTS Patch Clamp					9" Wide - 3 Bolt
-----	-----------------	--	--	--	--	------------------



330-039-CTS	1/2"	4	-	167
330-049-CTS	3/4"	4	-	173
330-059-CTS	1"	4	-	174
330-069-CTS	1-1/4"	4	-	190
330-079-CTS	1-1/2"	3	-	206
330-089-CTS	2"	3	-	333
330-099-CTS	2-1/2"	1	-	393
330-109-CTS	3"	1	-	396
330-1059-CTS	3-1/2"	1	-	401
330-119-CTS	4"	1	-	417
330-129-CTS	5"	1	-	423
330-139-CTS	6"	1	-	440

330	CTS Patch Clamp					12" Wide - 4 Bolt
-----	-----------------	--	--	--	--	-------------------



330-0312-CTS	1/2"	4	-	222
330-0412-CTS	3/4"	4	-	227
330-0512-CTS	1"	4	-	236
330-0612-CTS	1-1/4"	4	-	247
330-0712-CTS	1-1/2"	3	-	258
330-0812-CTS	2"	3	-	444
330-0912-CTS	2-1/2"	2	-	524
330-1012-CTS	3"	2	-	528
330-10512-CTS	3-1/2"	1	-	536
330-1112-CTS	4"	1	-	556
330-1212-CTS	5"	1	-	564
330-1312-CTS	6"	1	-	588



Outside Diameter Patch Clamps

MODEL NUMBER	PIPE SIZE	CARTON QUANTITIES		WEIGHT PER 100 PIECES
		INNER	MASTER	
330	OD Patch Clamp			3" Wide - 1 Bolt
330-083-OD	2"	2	16	105
330-093-OD	2-1/2"	2	16	108
330-103-OD	3"	2	16	111
330-1053-OD	3-1/2"	1	8	133
330-113-OD	4"	1	8	139
330-123-OD	5"	1	-	141
330-133-OD	6"	1	-	142
330-1353-OD	7"	1	-	144
330-143-OD	8"	1	-	148
BELOW CLAMPS ARE 2-BAND CLAMPS				
330-153-OD	10"	1	-	256
330-163-OD	12"	1	-	268
330	OD Patch Clamp			6" Wide - 2 Bolt
330-086-OD	2"	2	8	207
330-096-OD	2-1/2"	2	8	214
330-106-OD	3"	2	8	242
330-1056-OD	3-1/2"	1	4	270
330-116-OD	4"	1	4	274
330-126-OD	5"	1	-	280
330-136-OD	6"	1	-	285
330-1356-OD	7"	1	-	292
330-146-OD	8"	1	-	298
BELOW CLAMPS ARE 2-BAND CLAMPS				
330-156-OD	10"	1	-	507
330-166-OD	12"	1	-	263
330	OD Patch Clamp			9" Wide - 3 Bolt
330-089-OD	2"	3	-	333
330-099-OD	2-1/2"	1	-	393
330-109-OD	3"	1	-	396
330-1059-OD	3-1/2"	1	-	401
330-119-OD	4"	1	-	417
330-129-OD	5"	1	-	423
330-139-OD	6"	1	-	440
330-1359-OD	7"	1	-	446
330-149-OD	8"	1	-	481
BELOW CLAMPS ARE 2-BAND CLAMPS				
330-159-OD	10"	1	-	790
330-169-OD	12"	1	-	856
330	OD Patch Clamp			12" Wide - 4 Bolt
330-0812-OD	2"	3	-	444
330-0912-OD	2-1/2"	2	-	524
330-1012-OD	3"	2	-	528
330-10512-OD	3-1/2"	1	-	535
330-1112-OD	4"	1	-	556
330-1212-OD	5"	1	-	564
330-1312-OD	6"	1	-	588
330-13512-OD	7"	1	-	592
330-1412-OD	8"	1	-	640
BELOW CLAMPS ARE 2-BAND CLAMPS				
330-1512-OD	10"	1	-	1058
330-1612-OD	12"	1	-	1101



Full Wrap Clamps



331 Full Wrap Clamp

BAND: Stainless Steel - Type #304.

LOCKING WASHER PLATE: Type 304, 10 gauge stainless steel. Locks into position for easy tightening of nuts.

BOLT RECEIVERS: Type 304, 8 gauge stainless steel. MIG welded to receiver bar and fully passivated*. Leading edge is rounded to permit locking washer plate to slide into position easily.

BOLTS: Type 304 stainless steel, 5/8" rolled NC thread in sizes 4" and larger (1/2" in sizes below 4"). Bolts are MIG welded to bolt bar and fully passivated.*

NUTS: Type 304 stainless steel, heavy hex. PTFE coated to prevent galling.

BOLTS AND RECEIVER BARS: Type 304, 12 gauge stainless steel. TIG welded to shell to form a strong fusion and fully passivated.*

**Clamps are chemically cleaned after welding to maintain the original passive state of the stainless steel.*

WASHERS: Nylon

GASKET: Gridded Nitrile Buna Rubber is especially resistant to aromatic hydrocarbons, gasoline, petroleum oils, mineral oils, vegetable oils and natural gas.

ARMOR: Type 304 stainless steel, heavy gauge, molded into gasket to prevent "hanging-up" during installation.

PRESSURE RATING:
125 PSI through 12" pipe size.
75 PSI over 12" pipe size.

TEMPERATURE: -20°F to +180°F.


CROSS-REFERENCE CHART

Clampette	331	332	333	6"	8"	10"	12"	16"	20"	24"	30"
Baker	332	334	---	7-1/2"	11-1/4"	15"	22-1/2"	---	---	---	---
Cascade	CR-1	CR-2	CR-3	6"	8"	10"	12"	16"	20"	24"	30"
Dresser	360	361	---	6"	8"	10"	12"	14"	16"	20"	30"
Ford	FS1	FS2	FS3	7-1/2"	8"	10"	12"	16"	18"	20"	30"
JCM	131	132	---	6"	7-1/2"	10"	12"	16"	18"	20"	24"
Smith-Blair	261	262	263	7-1/2"	---	10"	12-1/2"	15"	20"	24"	30"
Romac	551	552	553	6"	8"	10"	12"	16"	20"	24"	---



Full Wrap Clamps

331	Full Wrap Clamp	MODEL NUMBER	NOMINAL PIPE SIZE (INCHES)	CLAMP OD RANGE (INCHES)
		For Nominal Pipe Size		
 <p>NUMBER OF BOLTS PER CLAMP</p> <p>6" Length Clamp 2 Bolts</p> <p>8" Length Clamp 2 Bolts</p> <p>10" Length Clamp 3 Bolts</p> <p>12" Length Clamp 3 Bolts (Under 10" OD) 4 Bolts (Over 10" OD)</p> <p>16" Length Clamp 4 Bolts (Under 10" OD) 5 Bolts (Over 10" OD)</p> <p>20" Length Clamp 5 Bolts (Under 10" OD) 7 Bolts (Over 10" OD)</p> <p>24" Length Clamp 6 Bolts (Under 10" OD) 8 Bolts (Over 10" OD)</p> <p>30" Length Clamp 10 Bolts (Always)</p>	331-263-(W)	2"	2.32 - 2.63	
	331-287-(W)	2-1/4"	2.57 - 2.87	
	331-300-(W)	2-1/4" - 2-1/2"	2.70 - 3.00	
	331-325-(W)	3"	2.95 - 3.25	
	331-370-(W)	3"	3.40 - 3.70	
	331-400-(W)	3" - 4"	3.71 - 4.00	
	331-475-(W)	4"	4.45 - 4.75	
	331-515-(W)	4"	4.75 - 5.15	
	331-535-(W)	4" - 5"	4.95 - 5.35	
	331-560-(W)	4" - 5"	5.20 - 5.60	
	331-635-(W)	6"	5.95 - 6.35	
	331-695-(W)	6"	6.55 - 6.95	
	331-724-(W)	6"	6.84 - 7.24	
	331-745-(W)	6"	7.05 - 7.45	
	331-785-(W)	6"	7.45 - 7.85	
	331-835-(W)	8"	7.95 - 8.35	
	331-899-(W)	8"	8.59 - 8.99	
	331-940-(W)	8"	9.00 - 9.40	
	331-970-(W)	8"	9.30 - 9.70	
	331-1015-(W)	8" - 10"	9.75 - 10.15	
331-1105-(W)	10"	10.65 - 11.05		
331-1144-(W)	10"	11.04 - 11.44		
331-1175-(W)	10"	11.35 - 11.75		
331-1215-(W)	10"	11.75 - 12.15		
331-1235-(W)	10"	1.95 - 12.35		
331-1305-(W)	12"	12.65 - 13.05		
331-1350-(W)	12"	13.10 - 13.50		
331-1380-(W)	12"	13.40 - 13.80		
331-1410-(W)	12" - 14"	13.70 - 14.10		
331-1440-(W)	12" - 14"	14.00 - 14.40		
<p>IMPORTANT! When ordering Full Wrap Clamps, "(W)" in part number refers to width of clamp. Example: To order a 331-263 (2" nominal size, O.D. Range of 2.32 - 2.63"), which is 16" in width, order model number 331-263-16.</p>				

331	Full Wrap Clamp - CTS	MODEL NUMBER	DESCRIPTION	BOX QUANTITY	WEIGHT EACH
		For Copper Tube Size			
	331-213-6CTS	6" Wide - Fits 2" CTS	1	4.0	
	331-326-6CTS	6" Wide - Fits 3" CTS	1	4.5	
	331-413-8CTS	8" Wide - Fits 4" CTS	1	6.8	
<p>NOTE All clamps packaged one per box. Larger diameter clamps are available. Clamps are supplied with Buna N gaskets</p>					

Product #331 Full Wrap Clamp-Weights

IMPORTANT! When Ordering Full Wrap Clamp, “(W)” in part number refers to width of clamp.

Example: To order a 331-263 (2” nominal size, O.D. Range of 2.32 - 2.63”), which is 16” in width, order model number 331-263-16.

Weights indicated below are per piece in lbs.

MATCO-NORCA MODEL NUMBER	NOMINAL PIPE SIZE (INCHES)	CLAMP O.D. RANGE (INCHES)	6”	8”	10”	12”	16”	20”	24”	30”
331-263-(w)	2”	2.32 - 2.63	4.0	4.7	6.1	7.0	8.5	-	-	-
331-287-(w)	2-1/4”	2.57 - 2.87	4.4	4.9	6.5	7.6	9.1	-	-	-
331-300-(w)	2-1/4” - 2-1/2”	2.70 - 3.00	4.4	4.9	7.0	7.7	9.6	-	-	-
331-325-(w)	3”	2.95 - 3.25	4.5	5.2	7.0	7.8	10.2	-	-	-
331-370-(w)	3”	3.40 - 3.70	4.7	5.6	7.3	8.0	10.6	-	-	-
331-400-(w)	3” - 4”	3.71 - 4.00	-	5.8	7.5	8.3	10.8	-	-	-
331-475-(w)	4”	4.45 - 4.75	-	6.3	8.3	9.4	12.9	-	-	-
331-515-(w)	4”	4.75 - 5.15	-	6.3	8.5	9.6	13.2	17.7	-	-
331-535-(w)	4” - 5”	4.95 - 5.35	-	6.8	9.0	10.0	13.7	18.3	-	-
331-560-(w)	4” - 5”	5.20 - 5.60	-	7.1	9.2	10.3	14.0	18.8	-	-
331-635-(w)	6”	5.95 - 6.35	-	7.3	9.9	10.8	14.7	19.3	-	-
331-695-(w)	6”	6.55 - 6.95	-	7.8	10.7	11.4	15.4	20.1	20.1	24.5
331-724-(w)	6”	6.84 - 7.24	-	8.0	11.0	11.7	15.7	20.7	20.7	25.8
331-745-(w)	6”	7.05 - 7.45	-	8.2	11.3	12.0	16.1	21.5	21.5	26.5
331-785-(w)	6”	7.45 - 7.85	-	8.4	11.7	12.5	16.5	22.8	22.8	28.0
331-835-(w)	8”	7.95 - 8.35	-	8.7	12.1	13.2	17.1	23.6	23.6	29.2
331-899-(w)	8”	8.59 - 8.99	-	8.8	12.4	13.4	17.3	23.9	23.9	29.8
331-940-(w)	8”	9.00 - 9.40	-	8.9	12.7	13.5	17.6	24.8	24.8	30.7
331-970-(w)	8”	9.30 - 9.70	-	9.1	12.9	13.7	17.9	25.2	25.2	31.5
331-1015-(w)	8” - 10”	9.75 - 10.15	-	10.2	13.6	14.4	18.5	26.5	26.5	35.2
331-1105-(w)	10”	10.65 - 11.05	-	10.7	13.9	16.9	20.8	27.6	27.6	37.6
331-1144-(w)	10”	11.04 - 11.44	-	12.5	14.0	17.3	22.9	31.2	31.2	39.3
331-1175-(w)	10”	11.35 - 11.75	-	12.8	14.4	17.8	23.1	33.5	33.5	42.1
331-1215-(w)	10”	11.75 - 12.15	-	13.2	14.8	18.5	24.0	34.5	34.5	44.8
331-1235-(w)	10”	11.95 - 12.35	-	13.6	15.3	19.1	26.3	36.2	36.2	45.3
331-1305-(w)	12”	12.65 - 13.05	-	14.1	16.0	20.5	28.1	37.0	37.0	46.5
331-1350-(w)	12”	13.10 - 13.50	-	15.3	17.5	20.9	28.7	38.3	38.3	47.4
331-1380-(w)	12”	13.40 - 13.80	-	15.6	18.0	21.3	29.4	39.2	39.2	48.2
331-1410-(w)	12” - 14”	13.70 - 14.10	-	16.4	18.4	21.5	29.6	39.9	39.9	48.8
331-1440-(w)	12” - 14”	14.00 - 14.40	-	16.8	19.1	22.4	30.0	41.6	41.6	52.3

NOTE: All clamps packaged one per box. Larger diameter clamps are available. Clamps are supplied with Buna N gaskets.




Compression Products

440

Malleable Compression Coupling

Galvanized



MODEL NUMBER	PIPE SIZE	LENGTH	BARREL LENGTH	CARTON QUANTITIES		WEIGHT PER 100 PIECES
				INNER	MASTER	
REGULAR						
440T02C	3/8"	2.63"	2.09"	12	72	50
440T03C	1/2"	2.70"	2.25"	12	48	55
440T04C	3/4"	3.07"	2.56"	12	48	88
440T05C	1"	3.43"	2.76"	12	48	121
440T06C	1-1/4"	3.39"	2.84"	6	24	156
440T07C	1-1/2"	3.39"	2.84"	6	24	218
440T08C	2"	3.86"	3.23"	6	12	251
440T09C	2-1/2"	4.26"	3.66"	6	12	540
440T10C	3"	5.12"	4.06"	3	6	730
LONG						
440L03C	1/2"	3.94"	3.43"	12	48	83
440L04C	3/4"	4.26"	3.74"	12	48	115
440L05C	1"	4.61"	3.94"	6	24	150
440L06C	1-1/4"	4.65"	4.14"	6	24	207
440L07C	1-1/2"	4.93"	4.37"	6	24	255
440L08C	2"	5.20"	4.57"	6	12	378
440L09C	2-1/2"	5.71"	5.16"	3	12	421
440L10C	3"	7.29"	6.23"	2	6	667
440L11C	4"	8.39"	7.25"	2	4	871

448

Malleable Compression Coupling

Black



LONG ONLY						
448T03C	1/2"	3.97"	3.43"	12	48	85
448T04C	3/4"	4.26"	3.74"	12	48	115
448T05C	1"	4.61"	3.94"	6	24	150
448T06C	1-1/4"	4.65"	4.14"	6	24	201
448T07C	1-1/2"	4.93"	4.37"	6	24	255
448T08C	2"	5.20"	4.57"	6	12	378

445


Malleable Compression Adapters


Galvanized





MALE						
445T03C	1/2" Comp x 1/2" MIPT			12	24	35
445T04C	3/4" Comp x 3/4" MIPT			12	24	54
445T05C	1" Comp x 1" MIPT			4	16	76
445T06C	1-1/4" Comp x 1-1/4" MIPT			4	16	105
445T07C	1-1/2" Comp x 1-1/2" MIPT			4	16	127
445T08C	2" Comp x 2" MIPT			4	16	206


Parts for Compression Products

	MODEL NUMBER	PIPE SIZE
	440 BUNA-N Gaskets For Malleable Compression Couplings	
	P-440T02CG	3/8"
	P-440T03CG	1/2"
	P-440T04CG	3/4"
	P-440T05CG	1"
	P-440T06CG	1-1/4"
	P-440T07CG	1-1/2"
	P-440T08CG	2"
	P-440T09CG	2-1/2"
	P-440T10CG	3"
	P-440T11CG	4"


	MODEL NUMBER	PIPE SIZE
	400 Rubber Gaskets For PVC Compression Couplings	
	P-400T02G	3/8"
	P-400T03G	1/2"
	P-400T04G	3/4"
	P-400T05G	1"
	P-400T06G	1-1/4"
	P-400T07G	1-1/2"
	P-400T08G	2"
	P-400T09G	2-1/2"
	P-400T10G	3"
	P-400T11G	4"

	MODEL NUMBER	PIPE SIZE
	440 Retainer Rings For Malleable Compression Couplings	
	P-440T02CRR	3/8"
	P-440T03CRR	1/2"
	P-440T04CRR	3/4"
	P-440T05CRR	1"
	P-440T06CRR	1-1/4"
	P-440T07CRR	1-1/2"
	P-440T08CRR	2"
	P-440T09CRR	2-1/2"
	P-440T10CRR	3"
	P-440T11CRR	4"

	MODEL NUMBER	PIPE SIZE
	400 Replacement Nuts For PVC Compression Couplings Line	
	P-400T02N	3/8"
	P-400T03N	1/2"
	P-400T04N	3/4"
	P-400T05N	1"
	P-400T06N	1-1/4"
	P-400T07N	1-1/2"
	P-400T08N	2"
	P-400T09N	2-1/2"
	P-400T10N	3"
	P-400T11N	4"

	MODEL NUMBER	PIPE SIZE
	440 Replacement Nuts For Malleable Compression Couplings	
	P-440T02CN	3/8"
	P-440T03CN	1/2"
	P-440T04CN	3/4"
	P-440T05CN	1"
	P-440T06CN	1-1/4"
	P-440T07CN	1-1/2"
	P-440T08CN	2"
	P-440T09CN	2-1/2"
	P-440T10CN	3"
	P-440T11CN	4"

	MODEL NUMBER	PIPE SIZE
	450 Replacement Gaskets For Brass Compression Couplings	
	P-450T02G	3/8"
	P-450T03G	1/2"
	P-450T04G	3/4"
	P-450T05G	1"
	P-450T06G	1-1/4"
	P-450T07G	1-1/2"
	P-450T08G	2"
	P-450T09G	2" Copper

	MODEL NUMBER	PIPE SIZE
	450 Replacement Nuts For Brass Compression Couplings	
	P-450T02N	3/8"
	P-450T03N	1/2"
	P-450T04N	3/4"
	P-450T05N	1"
	P-450T06N	1-1/4"
	P-450T07N	1-1/2"
	P-450T08N	2"
	P-450T09N	2" Copper



Pipe Outside Diameter Guide

NOTE: Outside diameter of pipe may change from time to time. The information contained in this chart is the best available from various manufacturers at the time of printing. An O.D. tape should be used to confirm these diameters prior to ordering clamps.

	1/2"	3/4"	1"	1-1/4"	1-1/2"	2"	2-1/2"	3"	4"	5"	6"	8"	10"	12"	14"	15"	16"	18"	20"	24"	30"
CAST IRON PIPE																					
Class 100-250 awwa Centrifugal								3.80	4.80		6.90	9.05	11.10	13.20	15.30		17.40	19.50	21.60	25.80	32.00
Class A awwa Pit Cast & Ductile Iron						2.50		2.50	4.80		6.90	9.05	11.10	13.20	15.30		17.40	19.50	21.60	25.80	31.74
Class B awwa Pit Cast								3.96	5.00		7.10	9.05	11.10	13.20	15.30		17.40	19.50	21.60	25.80	32.00
Class C-D awwa Pit Cast								3.96	5.00		7.10	9.30	11.10	13.50	15.65		17.80	19.92	22.06	26.32	
MISC PIPING																					
Copper Tubing	.63	.88	1.13	1.38	1.63	2.13	2.63	3.13	4.13	5.13	6.13						16.00	18.00	20.00	24.00	30.00
Steel Pipe - Schedule 40	.84	1.05	1.32	1.66	1.90	2.38	2.88	3.50	4.50	5.56	6.63	8.63	10.75	12.75	14.00						
Plastic Pipe - (PVC) - Std.			1.32		1.90	2.38	2.88	3.50	4.50	5.56	6.63	8.63	10.75	12.75							
Plastic Pipe - (PVC) - Ci. size									4.80		6.90	9.05	11.10	13.20							
Plastic Pipe Irrigation Pipe									4.13		6.14	8.16	10.20	12.24		15.30					
Plastic Sewer Pipe as TM D-3034									4.22		6.28	8.40	10.50	12.50		15.30					
Polyethylene Pipe - (iPs)	1.06	1.35		1.77	2.07	2.66															
ASBESTOS - CEMENT PIPE																					
Class 100																					
Machined End								3.74	4.64		6.91	9.11	11.24	13.40	15.07		17.15				
Fluid-Tite Rough Barrel								3.93	5.05		7.16	9.32	11.46	13.70	15.36		17.50				
Flintite Rough Barrel								3.94	4.90		7.13	9.33	11.30	13.42	15.45		17.60				
Ring Tite Rough Barrel								3.95	4.92		7.19	9.39	11.47	13.74	15.51		17.65				
Permafex Rough Barrel									4.84		7.15	9.35	11.25	13.74	15.55		17.55				
Minimum Std. Rough Barrel									4.79		7.05	9.22	11.77	13.37	15.36		17.50				
Maximum Std. Rough Barrel									5.26		7.40	9.57	11.77	14.04	15.80		17.94				
Class 150																					
Machined End								3.84	4.81		6.91	9.11	11.66	13.92	16.22		18.46				
Fluid-Tite Rough Barrel								4.03	5.14		7.12	9.32	11.85	14.11	16.41		18.65				
Flintite Rough Barrel								4.04	5.01		7.13	9.33	11.88	14.14	16.48		18.72				
Ring Tite Rough Barrel								4.13	5.07		7.17	9.37	11.92	14.18	16.48		18.72				
Permafex Rough Barrel									5.00		7.20	9.40	11.92	14.20	16.50		18.72				
Minimum Std. Rough Barrel									4.97		7.07	9.27	11.82	14.08	16.38		18.62				
Maximum Std. Rough Barrel									5.32		7.37	9.62	12.12	14.38		18.67					
Class 200																					
Machined End								3.84	4.81		6.91	9.11	11.66	13.92	16.22		18.46				
Fluid-Tite Rough Barrel								4.18	5.32		7.36	9.46	11.85	14.11	16.41		18.65				
Flintite Rough Barrel								4.17	5.32		7.26	9.44	11.88	14.14	16.48		18.72				
Ring Tite Rough Barrel								4.17	5.33		7.32	9.50	11.92	14.18	16.48		18.72				
Permafex Rough Barrel									5.32		7.26	9.50	11.95	14.20	16.50		18.72				
Minimum Std. Rough Barrel									5.22		7.26	9.39	11.77	14.08	16.38		18.62				
Maximum Std. Rough Barrel									5.57		7.60	9.39	12.12	14.38		18.67					

Have you ever had stainless steel patch clamps **damaged** because of poor packaging?



START WITH OUR STANDARD CLAMPETTE PACKAGE...

Note our easy to read, distinctive orange label with UPC bar code.

Try Our **Two-Step** Challenge



STEP 1

Even our **213 lb.** truck driver can not damage our quadruple-thick, fold-up box! Our box was barely dented in this test!



STEP 2

As you can see the product is undamaged.

The best clamps in the best packaging!



mail@matco-norca.com
www.MATCO-NORCA.com



Global sourcing. National compliance. Local service.

CALIFORNIA

5595 Fresca Dr.,
La Palma, CA 90623
Toll Free: 866-532-8306
Fax: 866-532-8307

TEXAS

1150 Silber Rd.,
Houston TX 77055
Toll Free: 800-935-5456
Fax: 713-680-2999

ILLINOIS

278 Windy Point Dr.,
Glendale Heights, IL 60139
Toll Free: 844-412-5068
Fax: 800-640-2252

GEORGIA

113 Industrial Blvd.,
Americus, GA 31709
Toll Free: 800-433-7526
Fax: 800-533-5134

NEW YORK

PO Box 27, R.22,
Brewster NY 10509
Toll Free: 800-431-2082
Fax: 845-278-9056